



Year 1 – 2025

Phonics screening check



Phonics
Screening
Check
Year
1

-To share why and how we teach phonics.

-To explain what the Phonics Screening Check is.

-To inform parents when the phonics check will take place and when you will receive feedback.



Why do we teach phonics?

-It's part of the National Curriculum

During year 1, teachers should build on work from the early years foundation stage, making sure that pupils can sound and blend unfamiliar printed words quickly and accurately using the phonic knowledge and skills that they have already learnt. Teachers should also ensure that pupils continue to learn new grapheme-phoneme correspondences and revise and consolidate those learnt earlier. The understanding that the letter(s) on the page represent the sounds in spoken words should underpin pupils' reading and spelling of all words.



Why do we teach phonics?

-Phonics develop your child's ability to read and write.

Being able to read is vital as your child continues their learning journey. Being a fluent reader means children can access many areas of the curriculum and supports writing skills and development.



The Alphabetic Code

Graphemes or spelling alternatives
-across the rows

Sounds

- down the left columns as there are fewer sounds than graphemes

The Alphabetic Code					Stage 1/ Phase 2					Stage 2/ Phase 3					Stage 3/ Phase 4					Stage 4/ Phase 5				
Sounds and key words					Graphemes and key words					Sounds and key words					Graphemes and key words					Sounds and key words				
/s/	sun	ss	ss	ss	s	ss	ss	ss	ss	/u/	u	u	u	u	u	u	u	u	u	/ee/	ee	ee	ee	ee
/a/	apple	a	a	a	a	a	a	a	a	/ul/	ul	ul	ul	ul	ul	ul	ul	ul	ul	/igh/	igh	igh	igh	igh
/t/	tea	tt	tt	tt	t	tt	tt	tt	tt	/l/	l	ll	ll	ll	l	ll	ll	ll	ll	/oa/	oa	oa	oa	oa
/p/	pot	pp	pp	pp	p	pp	pp	pp	pp	/v/	v	vv	vv	vv	v	vv	vv	vv	vv	/oo/	oo	oo	oo	oo
/i/	ice	i	i	i	i	i	i	i	i	/w/	w	ww	ww	ww	w	ww	ww	ww	ww	/ou/	ou	ou	ou	ou
/n/	net	nn	nn	nn	n	nn	nn	nn	nn	/ks/	ks	ks	ks	ks	k	ks	ks	ks	ks	/ar/	ar	ar	ar	ar
/m/	man	mm	mm	mm	m	mm	mm	mm	mm	/gz/	gz	gz	gz	gz	g	gz	gz	gz	gz	/or/	or	or	or	or
/d/	dog	dd	dd	dd	d	dd	dd	dd	dd	/y/	y	yy	yy	yy	y	yy	yy	yy	yy	/er/	er	er	er	er
/g/	go	gg	gg	gg	g	gg	gg	gg	gg	/z/	z	zz	zz	zz	z	zz	zz	zz	zz	/ou/	ou	ou	ou	ou
/o/	orange	oa	oa	oa	o	oa	oa	oa	oa	/kw/	kw	kw	kw	kw	k	kw	kw	kw	kw	/oi/	oi	oi	oi	oi
/k/	cat	k	ck	ck	k	ck	ck	ck	ck	/ch/	ch	ch	ch	ch	ch	ch	ch	ch	ch	/eer/	eer	eer	eer	eer
/e/	egg	e	ea	ea	e	ea	ea	ea	ea	/chul/	chul	chul	chul	chul	chul	chul	chul	chul	chul	/air/	air	air	air	air
/u/	umbrella	u	ur	ur	u	ur	ur	ur	ur	/sh/	sh	sh	sh	sh	sh	sh	sh	sh	sh	/yoo/	yoo	yoo	yoo	yoo
/r/	rat	r	rr	rr	r	rr	rr	rr	rr	/th/	th	th	th	th	th	th	th	th	th	/yoor/	yoor	yoor	yoor	yoor
/h/	hat	h	h	h	h	h	h	h	h	/ng/	ng	ng	ng	ng	ng	ng	ng	ng	ng	/zh/	zh	zh	zh	zh
/b/	bat	b	bb	bb	b	bb	bb	bb	bb	/ngk/	ngk	ngk	ngk	ngk	ngk	ngk	ngk	ngk	ngk					
/f/	fish	f	ff	ff	f	ff	ff	ff	ff	/ai/	ai	ai	ai	ai	ai	ai	ai	ai	ai					



English



Phonics




Reading



Writing



SPaG





The Phonics Screening Check (PSC)

The phonics screening check is designed to confirm whether pupils have learnt phonic decoding to an appropriate standard. It will identify pupils who need extra help to improve their decoding skills. The check consists of 20 real words and 20 pseudo-words that pupils read aloud.

When will the check be completed?

Monday 9th June – Friday 13th June



When will I get feedback about my child's check?

You will receive the score that your child achieved with their end of year school report. The "standard" mark has historically been 32 out of 40.

What if my child doesn't meet the standard?

You will have been informed at parents evening how your child is performing towards the check. If they don't reach the standard they will have further added phonics intervention in Year 2. They will re-take the check in June of Year 2 and most children will pass at this point.



The phonics check paper is split into 2 sections.


Section 1 – less challenging - simple word structures –
20 words – 12 alien words and 8 real words

Section 2 – more challenging – more complex word structures –
20 words – 8 alien words and 12 real words



Section 1

bem



Section 1

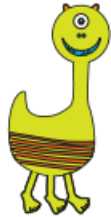
grux



Section 1

twig

dax



smung




flick

kig



nesk




vest

eld



foint



horns




Section 2

plunt




flards



spran



splew



Section 2

globe

teams

bowl

chase

Section 2

print

clouds

spree

stroke



Phonics Screening Check

- Your child will have lots of opportunities to practise the PSC this half term.
- The children enjoy taking the check, they sit 1:1 with their class teacher and are given plenty of support, encouragement and praise.



General ideas to support phonics

- Read every day with and to your child
- If your child is struggling to decode a word remind them 'say each sound in the word from left to right.' Blend the sounds by pointing to each phoneme, eg bright – b r igh t as you say the sound, then run your finger under the whole word as you say it.
- Talk about the meaning if your child does not understand the word they have read.
 - Work at your child's pace, stay positive and give lots of praise and encouragement.



Make practice fun!

Here are some quick, fun games you can play at home using the focus phonemes in your child's reading books. These will all help to increase confidence reading and blending sounds.

- Write down all the phonemes on separate pieces of paper and get your child to practise reading them quickly, one after the other. Mix up the order to make sure your child isn't reciting them!
- Stick up different phonemes around a room and ask your child to hop to one phoneme, skip to one and jump to another as you call them out.
- Choose six digraphs/trigraphs and give each one a number. Roll a dice and ask your child to say the phoneme that the dice lands on.



Phonics support/revision at home

- Ensure your child reads their school reading books – they are perfectly phonetically matched – exposing them to all the sounds learnt if they are ready OR focusing on certain sounds for consolidation.
- Check Seesaw weekly for past phonics papers.
- Use the free games on <https://www.phonicsplay.co.uk/resources>
- Buried Treasure/Picnic on Pluto/Dragon's Den – Give plenty of chance for children to practise applying their phonics skills. You can "Revise all Phase 5" or focus on individual sounds.



Thankyou

Any questions?